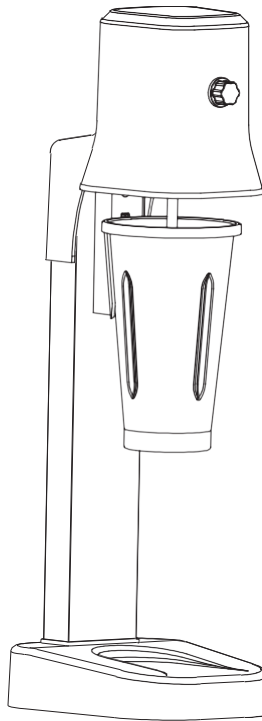




# **USER MANUAL**

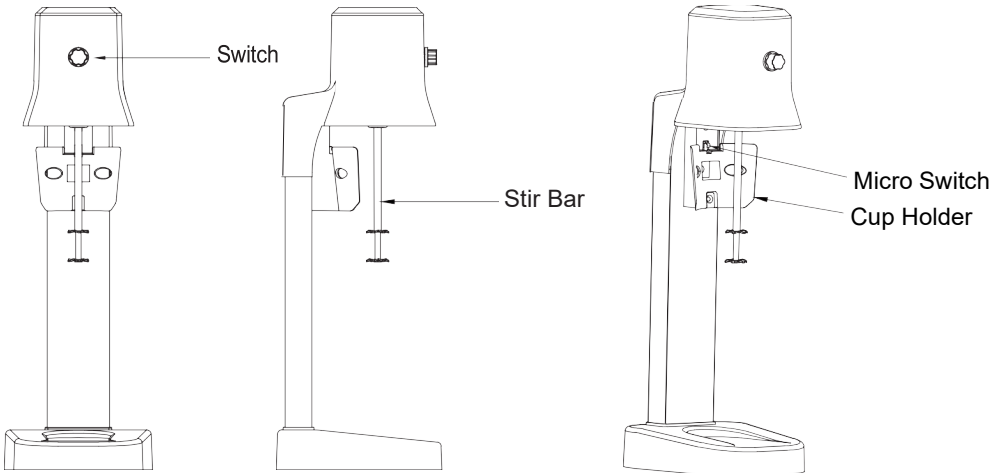
**Commercial Drink Mixer  
DM-1M**

## Commercial Drink Mixer



Please read the instructions carefully before using the product

## PRODUCT DETAILS



## INSTALLATION

- Unpack the box, laying the product on the table.
- Plug into an electric power supply.
- The rated voltage is 220V~/50Hz

Please ensure the socket in good condition to avoid electrical leakage.

## USE

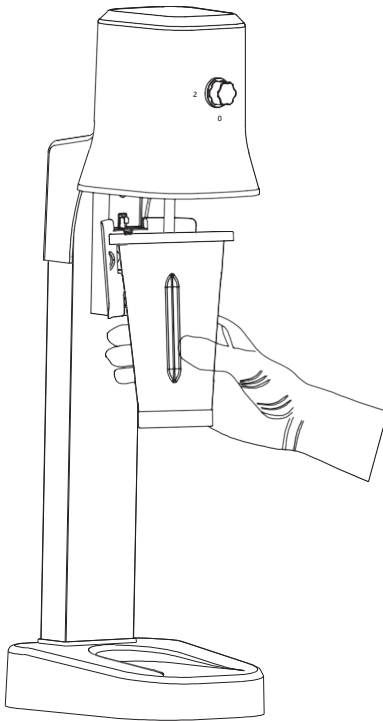
- Install the stirring cup.
- Turn on the switch.
- Automatic Mode; Insert the cup bottom into the cup holder the automatic mode will be on at the meanwhile, and then adjust the speed.

- Switch to 0 before taking the cup down.

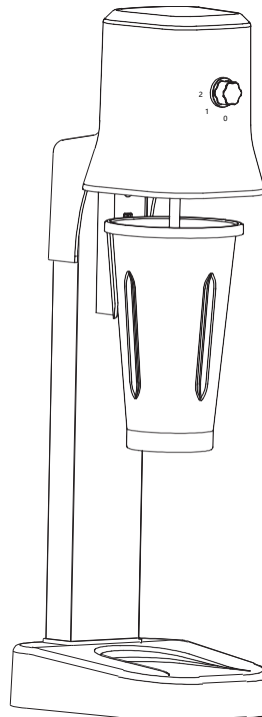
## MAINTENANCE

1. After use, fill the cup with clean water and use the machine to clean the food remains for 1 min.
2. Unplug the machine, and use towel to wipe up the machine.

### Preparation



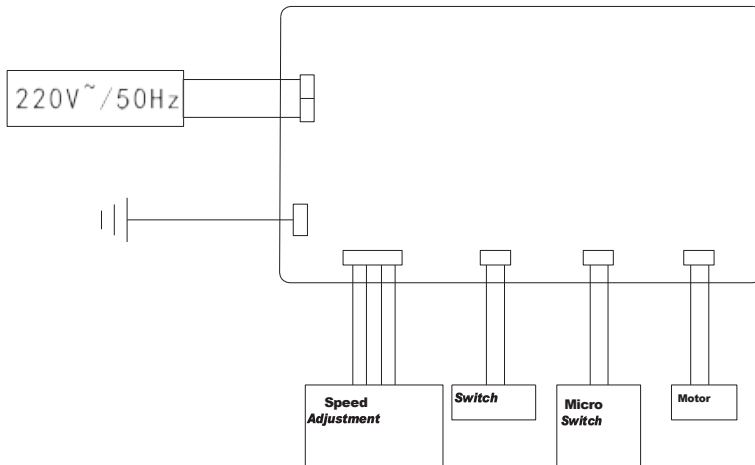
### Automatic Mode



### ISSUE

ISSUE	FIX
No response after turn on.	Check and make sure the electrical power supply is connected  Auto mode switch, the micro switch, or the line is break down, please contact the after-saler.
Can not adjust the speed.	Switch or the speed adjustor PCB board is break down, please contact the after-saler.

### CIRCUIT DIAGRAM



## PARAMETER

Commercial Drink Mixer	
MODEL	DM-1M
VOLTAGE	220V
FREQUENCY	50 Hz
POWER	150 W
ROTATE SPEED	18000r/min±10%
GEAR NUMBER	2
DIMENSION	172X165X525mm
WEIGHT	

*Marketed globally by:*

**TRUFROST COOLING PRIVATE LIMITED**

1215, 12th Floor, Tower B, Emaar Digital Greens, Golf Course Extn.

Road, Sector 61, Gurugram – 122011 (India)

T. +91-7303166766 info@trufrost.com

**www.trufrost.com**