



USER MANUAL

**Dough Sheeters:
DS-520FS, DS-520**

REVERSIBLE DOUGH SHEETER

Description:

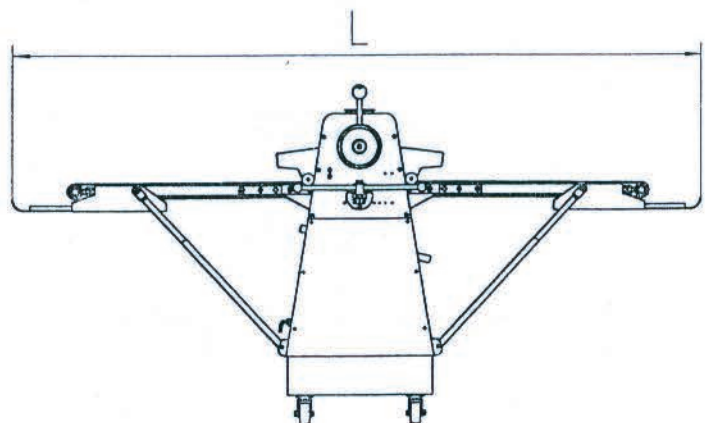
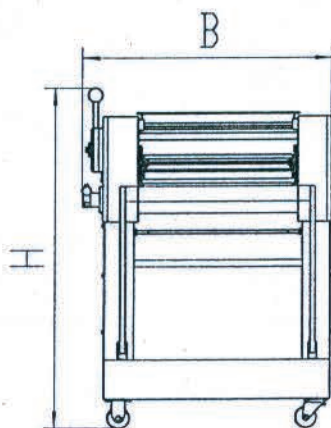
The Mod. DS 520 and DS520FS dough sheeter is designed and made for high performance by us, the motor specially made, reversible dough sheet. The machine is equipped with safe protection, it work smoothly and reliably, the machine is sturdy and artistic, function fine, high automatic, suitable for mixing flour in hotels, restaurants and public canteens. All the machine parts in contact with food are made of stainless steel or their surfaces are specially treated in conformity with Chinese hygiene standard.

Important notes:

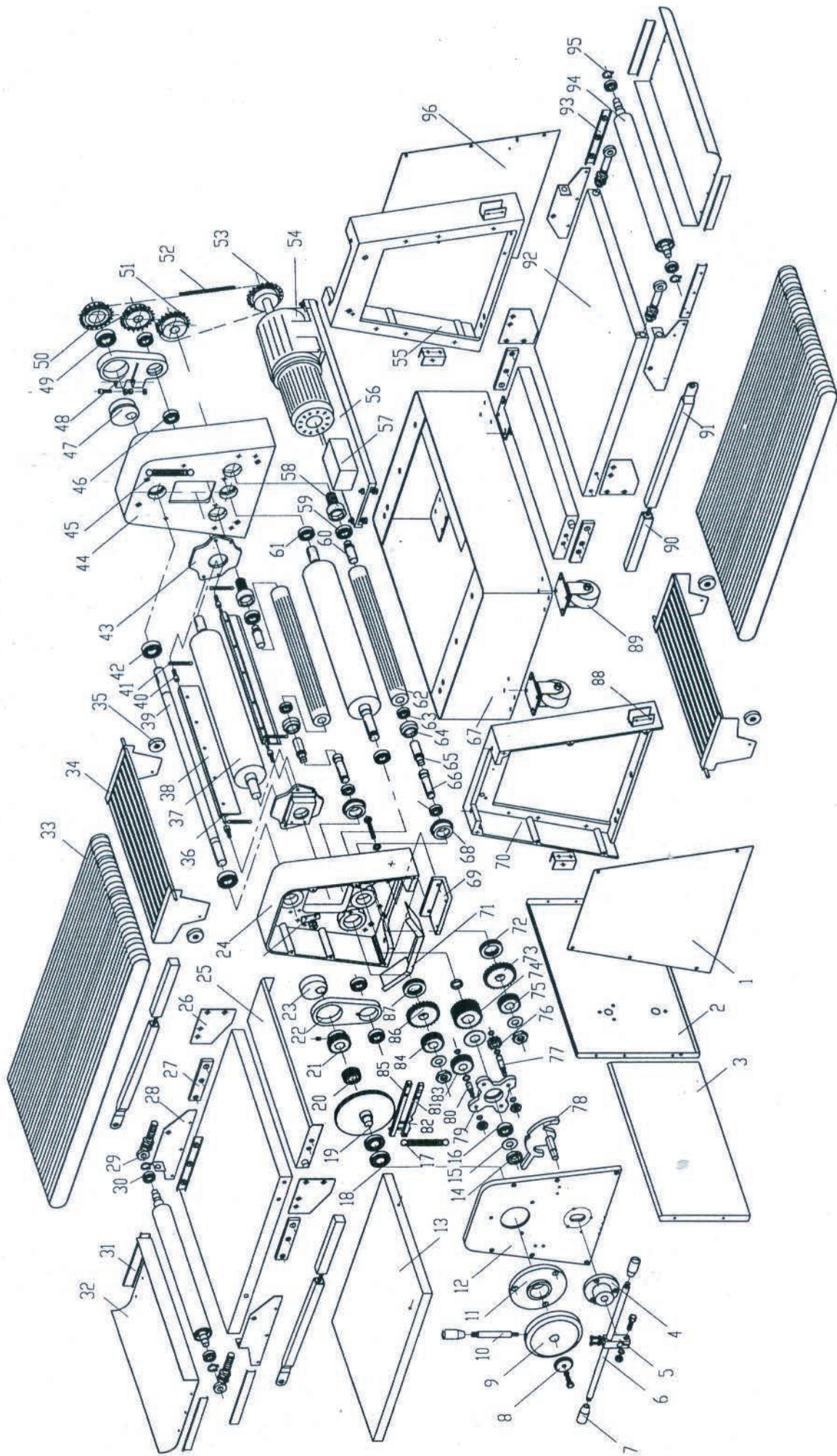
1. Set it on a dry horizontal desktop, take it firm.
2. Before use, ensure that power supply corresponds to that required by the machine and external ground wire is reliably connected.
3. that dough sheet is not too thin once, lack of the motor power.
4. It is necessary to put down the guard ,before switching on the machine.
5. The operational regulations indicated by the machine escutcheon.
6. After used each time, clean carefully the machine, as to avoid bacteria growth.

Technical specifications:

Mod.	Voltage	Frequency	Power	Rating input power	Roller length	Dimension	Net weight
DS 520	~ 220V	50/60Hz	0.75kW	1.1kW	520mm	2430x875x650mm	170kg
	3 ~ 415 V			1kW			
DS520FS	~ 220V	50/60Hz	0.75kW	1.1kW	520mm	2430x875x1230mm	280kg
	3 ~ 380V			1kW			



MACHINE ILLUSTRATION

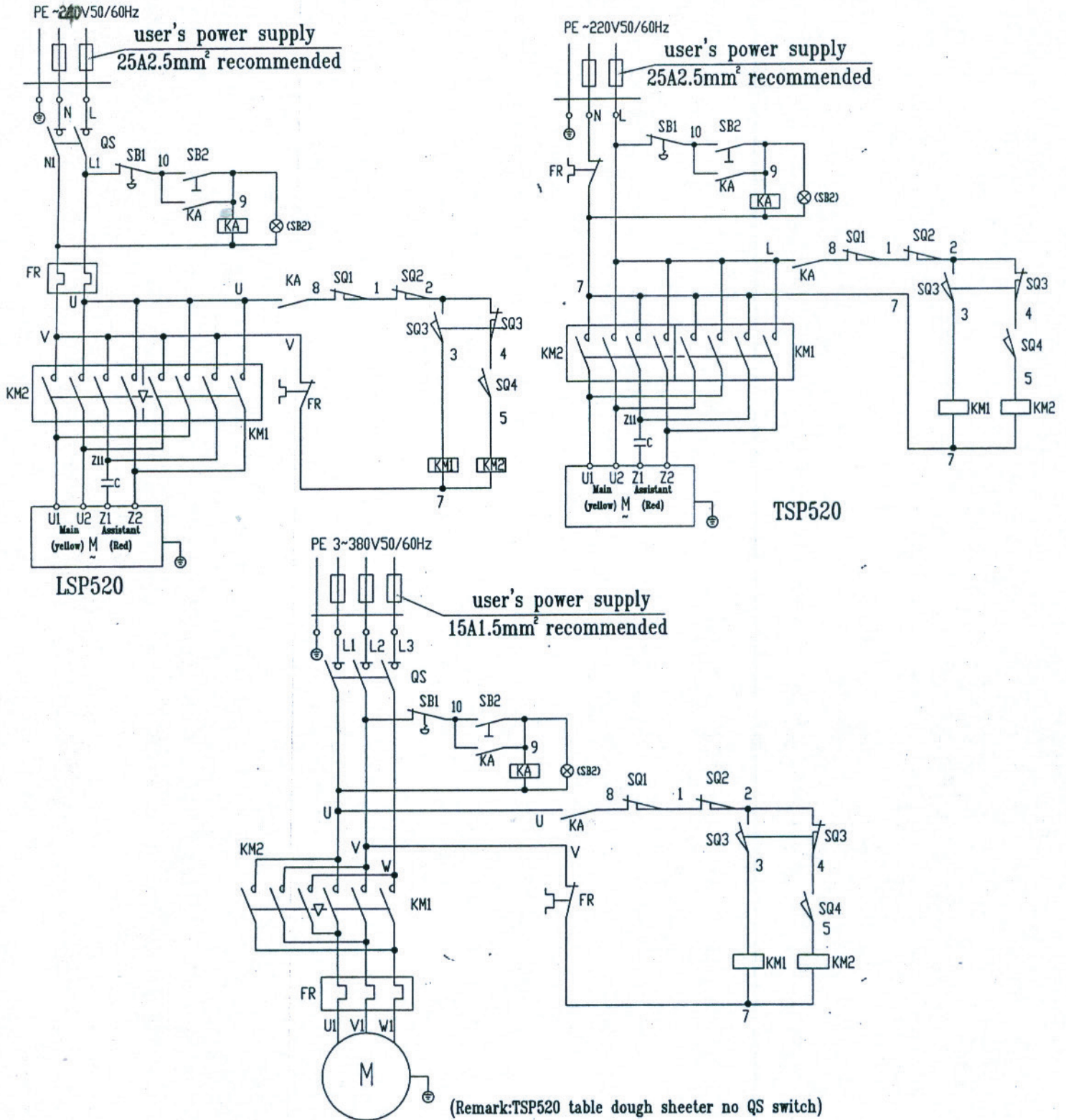


PARTS LIST

Illus	Part No.	Name of part	AMT
1	LSP520-02	Front panel	1
2	LSP520-14	Left cover	1
3	LSP520-35	Right cover	1
4	LSP520-47	Steering shaft seat	1
5	LSP520-49	Steering rod seat	1
6	LSP520-50	Steering rod	2
7	LSP520-51	Steering rod ball	3
8	LSP520-40	Axial wasger	1
9	LSP520-41	Index gear	1
10	LSP520-42	Adjustable handle	1
11	LSP520-38	Bearing seat	1
12	LSP520-36	Front top cover	1
13	LSP520-34	Motor guard	1
14	GB278-82	Bearing 80205	1
15	LSP520-61	Bearing insulator	1
16	GB278-82	Bearing 80205	1
17	LSP520-52	Whip tension spring	1
18	GB278-82	Bearing 80205	2
19	LSP520-37	Ratchet wheel	1
20	LSP520-46	Adjustable gear 〈 I 〉	1
21	LSP520-60	Adjustable gear 〈 II 〉	1
22	LSP520-59	Roller adjustable arm	1
23	LSP520-78	Eccentric wheel 〈 I 〉	1
24	LSP520-50	Front driving box	1
25	LSP520-25	Support stand	2
26	LSP520-26	Supporting angle-ring	4
27	LSP520-24	Connecting plate	4
28	LSP520-33a	Track stand 〈 I 〉	4
29	LSP520-21	Support	4
30	GB278-82	Centripetal bearing	4
31	LSP520-33a	Track stand 〈 II 〉	4
32	LSP520-20	Receiver plate	2
33		Nylon conveyor belt	2
34	LSP520-27	Cover	2
35	LSP520-28	Supporting wheel	4
36	520-30-2	Scraper blade seat	2
37	LSP520-04	Roller	2
38	520-30-1	Scraper blade	2
39	LSP520-07	Locating shaft	2
40	GB70-85	Socket head screw	4
41	520-30-3	Tension spring	4
42	GB278-82	Bearing 80205	4
43	LSP520-57	Moveable slide	2
44	LSP520-77	Rear driving box	1
45	LSP520-86	Tension spring	1
46	GB278-82	Bearing 80205	2
47	LSP520-78	Eccentric whee 〈 II 〉	1
48	LSP520-79	Adustable arm 〈 II 〉	1

49	GB278-82	Bearing 80205	2
50	LSP520-81	Chain pulley 〈 II 〉	2
51	LSP520-82	Chain pulley 〈 III 〉	1
52	GB1243.1-83	Chain 0.8A-1	1
53	LSP520-83	Chain pulley 〈 I 〉	1
54		Gear motor	1
55	LSP520-12	Rear stand	1
56	LSP520-13	Motor base-board	1
57	LSP520-15	Electric device box	1
58	LSP520-29-5	Right bearing seat	2
59	GB278-82	Bearing 80205	2
60	LSP520-29-4	Right small shaft	1
61	GB278-82	Bearing 80104	2
62	LSP520-07	Locating shaft	2
63	GB278-82	Bearing 80104	1
64	LSP520-67	Bering seat	1
65	LSP520-68	Half driving shaft	2
66	LSP520-29-2	Left small shaft	2
67	LSP520-01 a	Base	1
68	LSP520-29-1	Left bearing seat	2
69	LSP520-65	L support	1
70	LSP520-01	Front support	1
71	LSP520-66	Oil pan	1
72	LSP520-69	Bearing inserts	1
73	LSP520-70	Propelling gea 〈 inside 〉	1
74	LSP520-64	Central gear	1
75	LSP520-71	Propelling gear 〈 out 〉	1
76	LSP520-72	Drive gear 〈 lower 〉	1
77	LSP520-73	Drive shaft 〈 lower 〉	1
78	LSP520-48	Steering balance bob	1
79	LSP520-62	Steering gear support	1
80	LSP520-75	Drive shaft 〈 upper 〉	1
81	LSP520-53	Balance rod	1
82	LSP520-55	Small spring	1
83	LSP520-74	Drive gear 〈 upper 〉	1
84	LSP520-71	Propelling gea 〈 inside 〉	1
85	LSP520-54	Ratchet gear	1
86	LSP520-70	Propelling gea 〈 inside 〉	1
87	LSP520-69	Bearing inserts	1
88	LSP520-16	Support seat	4
89		Cardan feet wheel	4
90	LSP520-19	Support rod 〈 upper 〉	4
91	LSP520-17	Support rod 〈 lower 〉	4
92	LSP520-23	Supporting board	2
93	LSP520-33	Track stand 〈 I 〉	4
94	LSP520-22	Conveyor driven wheel	2
95	GB894.1-86	Axial elastic washer20	4
96	LSP520-02	Rear panel	1

LSP520 stand TSP520 table Dough sheeter Circuit diagram(CE)



(Remark:TSP520 table dough sheeter no QS switch)

The manufacturer has the right to change the circuit without notice.

M	Gear down motor	各1	
KM1KM2	Communion contactor	各2	
SQ1-SQ4	Journey switch	各4	
SB1	Push-lock Turn-reset switch	各1	
SB2	Start button with light	各1	
Code	Name	Q'ty	Remark

KA	Small power relay	1	
QS	Change switch	各1	
FR(TSP520)	Motor overload breaker	1	Single phase motor
FR(L/TSP520)	Heat relay	1	Single phase motor(LSP) 3 phase motor
Code	Name	Q'ty	Remark

Marketed globally by:

TRUFROST COOLING PRIVATE LIMITED

1215, 12th Floor, Tower B, Emaar Digital Greens, Golf Course Extn. Road,

Sector 61, Gurugram – 122011

T. +91-7303166766 info@trufrost.com

www.trufrost.com